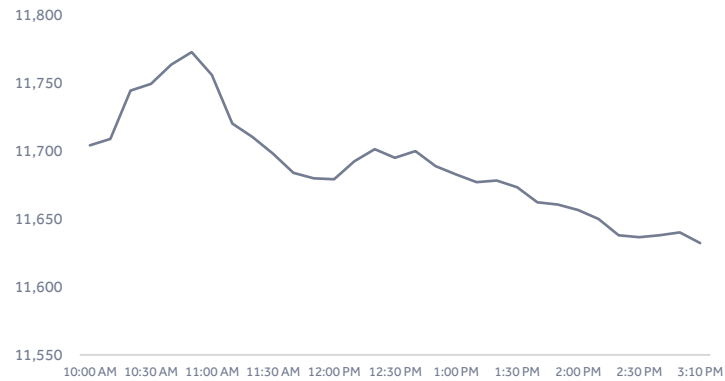


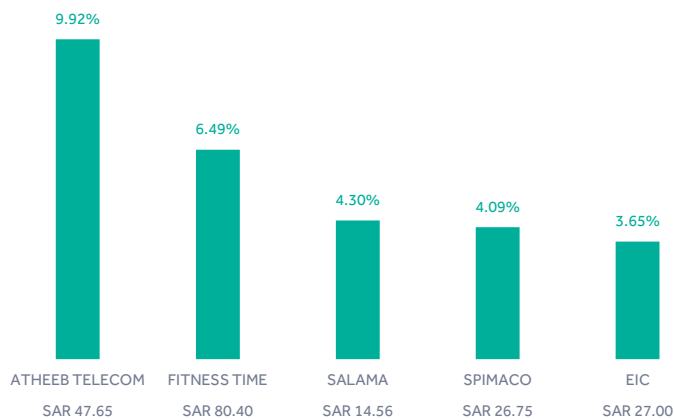
Market Activity

Date	30-Oct-22
Open	11,729
High	11,774
Low	11,631
Close	11,632
Change (%)	-0.7%
Volume (mln)	104
Turnover (SAR bln)	3.8
Market Cap. (SAR tln)	10.7

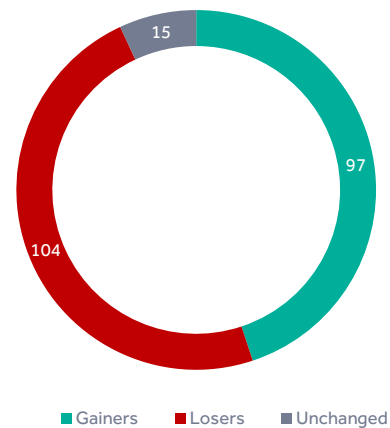
TASI – Intraday Chart



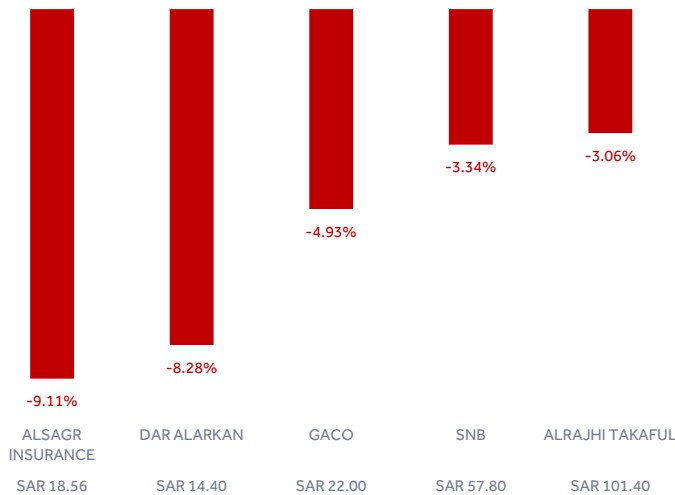
Top Gainers



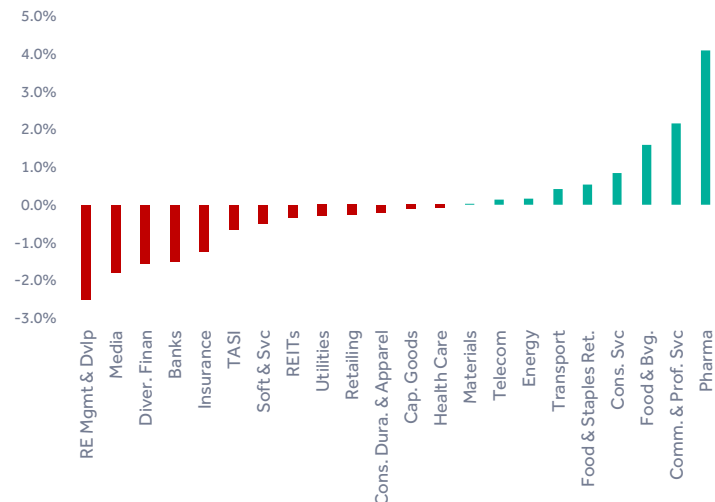
Market Breadth



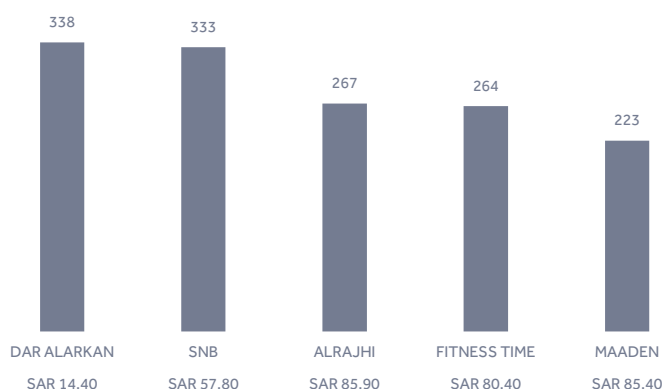
Top Losers



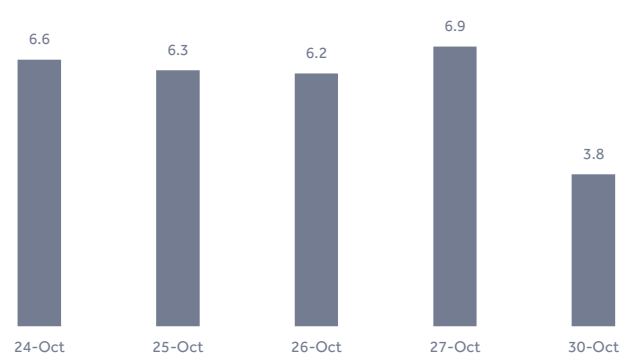
Sectors Performance



Most Active (SAR mln)



Turnover Last 5 sessions (SAR bln)



Disclaimer

Riyad Capital is a Saudi Closed Joint Stock Company with Paid up capital of SR 500 million, licensed by the Saudi Arabian Capital Market Authority NO.07070-37. Commercial Registration No: 1010239234. Head Office: Granada Business Park 2414 Al-Shohda Dist. – Unit No 69, Riyadh 13241 - 7279 Saudi Arabia. The information in this report was compiled in good faith from various public sources believed to be reliable. Riyad Capital makes no representations or warranties whatsoever as to the accuracy of the data and information provided and, in particular, Riyad Capital does not represent that the information in this post is complete or free from any error. Riyad Capital nor any of its respective directors, officers or employees, shall be in any way responsible for the contents hereof. Riyad Capital or its employees or any of its affiliates or clients may have a financial interest in securities or other assets referred to in this report. Riyad Capital may provide or has provided within the previous 12 months significant advice or securities business services to the issuer of the securities concerned or of a related security. Past performance is not necessarily an indicative of future performance. There can be no assurance that future results or events will be consistent with any such analysis herewith.