

Riyad Sharia Opportunities Fund

The objective of the fund	Date
A public open-ended equity fund aims to provide medium to long-term capital growth by investing its assets mainly in Saudi equities, including IPOs in the Main Saudi stock market (Tadawul), the Parallel Market (Nomu), and the Gulf markets within the criteria set by the Riyadh Capital Sharia Committee.	9/30/2024

Definitions	
Standard Deviation	Most of the time the fund's monthly average return will fluctuate, at least, by this number
Sharpe Ratio	It determines the reward per unit of risk taken by the fund
Tracking Error	Measure of how closely a portfolio follows its benchmark
Beta	Risk relative to benchmark index
Alpha	Difference between the fund's actual returns and the expected returns given its risk
Information Ratio	The risk adjusted Excess return, shows manager's skill

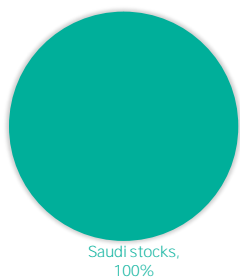
Price information as at the end of the quarter :	
Unit Price	11.20
Change in unit price (compared to the previous quarter)	-8.23%
Total units of the fund	28,001,899.18
Total Net Assets	313,624,778.80
P/E ration	-

Details of the fund's ownership investments	
Full Ownership	100%
Usufruct right	-

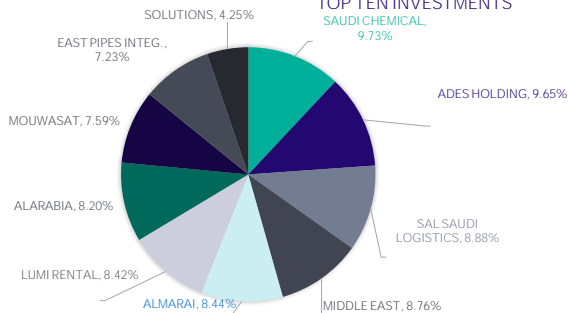
Fund Information	
Fund start date	10/24/2023
Unit Price upon offering	10
Size of the fund	315,068,408.49
Type of fund	Public Fund
Currency of the fund	SAR
Level of risk	High Risk
Benchmark	Standard & Poor's index of companies compliant with Sharia
Number of distributions	N/A
Percentage of fees for the management of the invested funds	N/A
The investment advisor and fund sub-manager	N/A
The number of days of the weighted average	N/A

Fund information as at the end of quarter :		
Item	Value	%
Total Expense Ratio	2,277,516.87	0.689%
Borrowing percentage	-	0.000%
Dealing expenses	151,987.45	0.046%
Investment of the fund manager	-	0.000%
Distributed profits	-	0.000%

ASSET DISTRIBUTION BY GEOGRAPHICAL

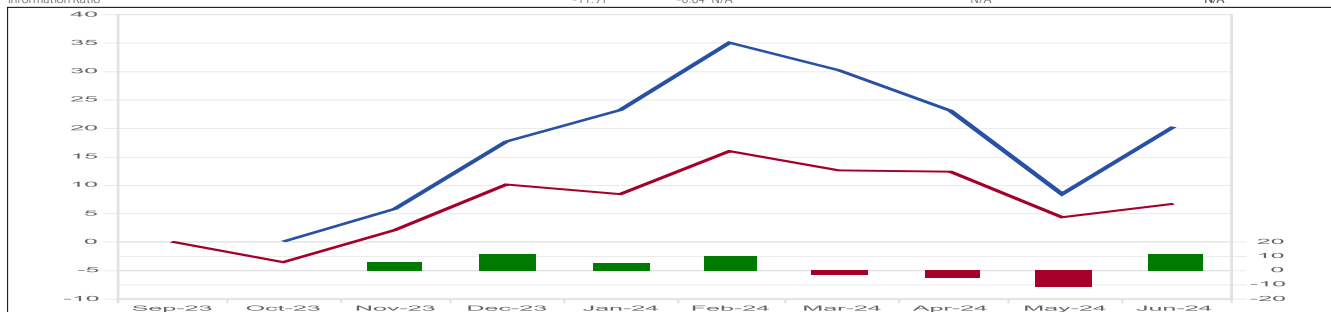


TOP TEN INVESTMENTS



Return (cumulative)					
Item	Return of 3 Months	Return YTD	Return of one year	Return Three years	Return Five years
Fund Performance	-8.23	-6.03	N/A	N/A	N/A
Benchmark Performance	6.4	3.02	N/A	N/A	N/A
Performance difference	-14.63	-9.05	N/A	N/A	N/A

Performance & Risk					
Performance & Risk standards	3 Months	YTD	One year	Three years	Five years
Standard Deviation	1.54	7.14	N/A	N/A	N/A
Sharpe Ratio	-6.25	-1.43	N/A	N/A	N/A
Tracking Error	1.13	5.15	N/A	N/A	N/A
Beta	1.16	1.35	N/A	N/A	N/A
Alpha	-5.24	-0.98	N/A	N/A	N/A
Information Ratio	-11.91	-0.64	N/A	N/A	N/A



Disclaimer	Contact Details
Past performance is neither an indication nor a guarantee of future returns. The value of units and income from them can go up or down, investors may receive less than what they have originally invested. Additionally, fees charged on funds and currency exchange rates may have additional adverse effects. Investors should consider their individual, and financial situation prior to entering into a specific product/fund and should seek advice from investment and legal professionals. Detailed and specific conformation related to the product is provided in the terms and conditions, applicable to the fund which should be read and understood prior to entering into it.	Riyad Capital Head Office Garnada Business Park 2414 Al-Shohda Dist. Unit No 69, Riyadh 13241-7279 Saudi Arabia Tel: 920012299 Email address: ask@riyadcapital.com http://www.riyadcapital.com/en/

Riyad Capital is a Saudi Closed Joint Stock Company with Paid up capital of SR 500 million, licensed by the Saudi Arabian Capital Market Authority NO.07070-37. Commercial Registration No: 1010239234. Head Office: Granada Business Park 2414 Al-Shohda Dist. – Unit No 69, Riyadh 13241 - 7279 Saudi Arabia.