

# Riyadh Sharia Opportunities Fund

December-24

Fund Facts	
Fund Type	Equity
Shari'ah Status	Shariah Compliant
Fund Currency	SAR
NAV	10.27
Fund Size (AuMs)	254.70
Inception Date	Oct-23
Benchmark	S&P Saudi Sharia Index

Trading Information	
Bloomberg Ticker:	RIYOPSR AB
Tadawul Ticker:	001057

Administrative	
Initial/Minimum Balance	SAR 5,000
Min Subscription/Redemption	SAR 1,000
Valuation/Dealing Days	Mon and Thu
Settlement In	3 Business Days
Management Fee	2.00%
Subscription Fee	1.00%
Expense ratio	0.21%

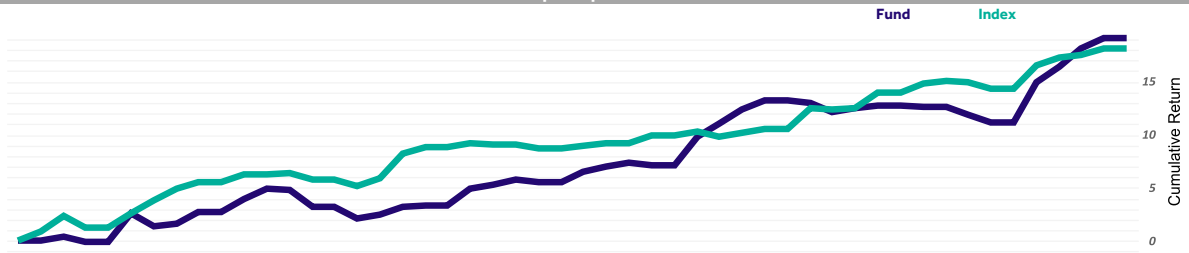


**Fund Investment Objective**  
 A public open-ended equity fund aims to provide medium to long-term capital growth by investing its assets mainly in Saudi equities, including IPOs in the Main Saudi stock market (Tadawul), the Parallel Market (Nomu), and the Gulf markets within the criteria set by the Riyadh Capital Sharia Committee.


\*Not annualized if less than one year

Performance in Fund Currency (Net Return)					
<b>Short Term Return*</b>	<b>1 Month</b>	<b>3 Months</b>	<b>6 Months</b>	<b>9 Months</b>	<b>YTD</b>
Fund	-0.79%	-8.07%	-15.64%	-19.86%	-13.62%
Benchmark	2.76%	-1.81%	4.48%	-1.03%	1.16%
<b>Calendar Returns</b>	<b>2024</b>	<b>2023</b>	<b>2022</b>	<b>2021</b>	<b>2020</b>
Fund	-13.62%				
Benchmark	1.16%				
<b>Annualized Return</b>	<b>1 Year</b>	<b>3 Years</b>	<b>5 Years</b>	<b>10 Years</b>	<b>Since Inception</b>
Fund	-13.62%				2.57%
Benchmark	1.16%				17.15%
<b>Cumulative Return</b>					
Fund	-13.62%				2.96%
Benchmark	1.16%				19.96%
<b>Statistical Analysis</b>	<b>1 Year</b>	<b>3 Years</b>	<b>5 Years</b>	<b>10 Years</b>	<b>Since Inception</b>
Excess Return	-14.78%				-14.58%
Alpha	-13.88%				-9.56%
Beta	1.30				0.83
Standard Deviation	22.17%				15.88%
Sharpe Ratio	-0.87				-0.21
Information Ratio	-0.90				-1.17
Tracking Error	15.87%				12.55%

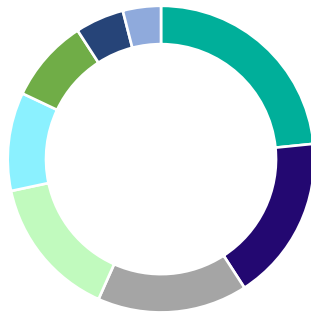
Since inception performance



TOP 10 Holdings



Sector allocation



- Health Care Equipment & Services 23.23%
- Banks 17.30%
- Transportation 15.72%
- Energy 14.87%
- Food Beverage & Tobacco 10.30%
- Materials 8.73%
- [Unassigned] 5.10%
- Media & Entertainment 3.98%

**GIPS Compliant**

Riyadh Capital claims compliance with the Global Investment Performance Standards (GIPS®). GIPS® is a registered trademark of CFA Institute. CFA Institute does not endorse or promote this organization, nor does it warrant the accuracy or quality of the content contained herein. The expense ratio includes admin fees, advertising fee, Audit fee, Custody fee, management fee, audit fee, Sama fees, Transaction fees, VAT fees, Tadawul fees. And ZAKAT.



Disclaimer