

# Riyad Sharia Opportunities Fund

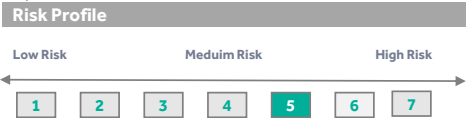


September-24

Fund Facts	
Fund Type	Equity
Shari'ah Status	Shariah Compliant
Fund Currency	SAR
NAV	11.20
Fund Size (AuMs)	313.62
Inception Date	Oct-23
Benchmark	S&P Saudi Sharia Index

Trading Information	
Bloomberg Ticker:	RIYOPSR AB
Tadawul Ticker:	001057

Administrative	
Initial/Minimum Balance	SAR 5,000
Min Subscription/Redemption	SAR 1,000
Valuation/Dealing Days	Mon and Thu
Settlement In	3 Business Days
Management Fee	2.00%
Subscription Fee	1.00%
Expense ratio	0.22%

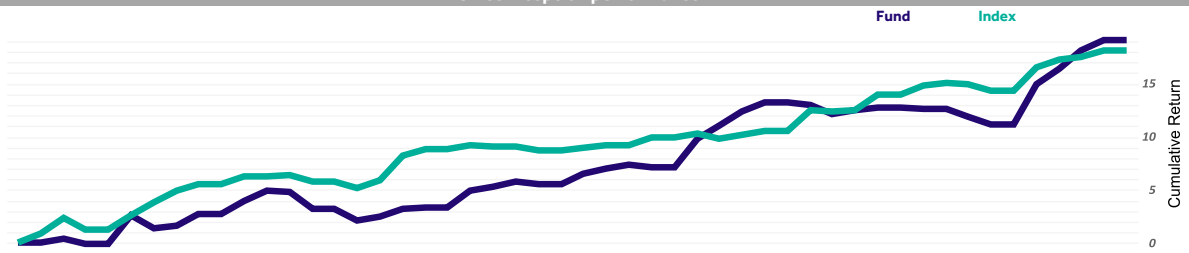


**Fund Investment Objective**  
 A public open-ended equity fund aims to provide medium to long-term capital growth by investing its assets mainly in Saudi equities, including IPOs in the Main Saudi stock market (Tadawul), the Parallel Market (Nomu), and the Gulf markets within the criteria set by the Riyad Capital Sharia Committee.

\*Not annualized if less than one year

Performance in Fund Currency (Net Return)					
Short Term Return*	1 Month	3 Months	6 Months	9 Months	YTD
Fund	-2.41%	-8.23%	-12.82%	-6.03%	-6.03%
Benchmark	1.33%	6.40%	0.79%	3.02%	3.02%
Calendar Returns					
	2023	2022	2021	2020	2019
Fund					
Benchmark					
Annualized Return					
	1 Year	3 Years	5 Years	10 Years	Since Inception
Fund					12.00%
Benchmark					22.17%
Cumulative Return					
Fund					12.00%
Benchmark					22.17%
Statistical Analysis					
	1 Year	3 Years	5 Years	10 Years	Since Inception
Excess Return					-10.17%
Alpha					-0.02%
Beta					0.82
Standard Deviation					1.02%
Sharpe Ratio					6.61
Information Ratio					-0.86
Tracking Error					0.83%

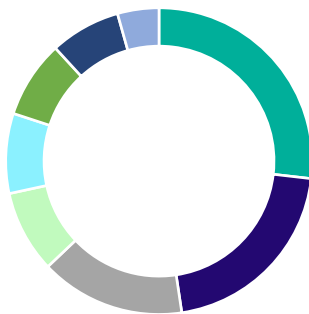
Since inception performance



TOP 10 Holdings

Arabian Internet and Communications Services Company	4.25%
East Pipes Integrated Company for Industry	7.23%
Mouwasat Medical Services Co.	7.59%
Arabian Contracting Services Co.	8.20%
Lumi Rental Company	8.42%
Almarai Company	8.44%
Middle East Healthcare Company	8.76%
SAL Saudi Logistics Services Company	8.88%
Ades Holding Company	9.65%
Saudi Chemical Co.	9.73%

Sector allocation



- Health Care Equipment & Services 26.08%
- Transportation 20.23%
- Energy 14.87%
- Food Beverage & Tobacco 8.44%
- Media & Entertainment 8.20%
- [Cash] 7.93%
- Materials 7.23%
- Software & Services 4.25%

## GIPS Compliant

Riyad Capital claims compliance with the Global Investment Performance Standards (GIPS®). GIPS® is a registered trademark of CFA Institute. CFA Institute does not endorse or promote this organization, nor does it warrant the accuracy or quality of the content contained herein. The expense ratio includes admin fees, advertising fee, Audit fee, Custody fee, management fee, audit fee, Sama fees, Transaction fees, VAT fees, Tadawul fees. And ZAKAT.



Disclaimer