

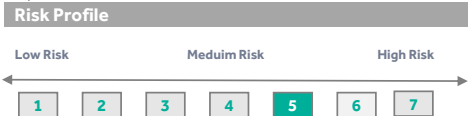
## Riyadh Sharia Opportunities Fund

May-24

Fund Facts	
Fund Type	Equity
Shari'ah Status	Shariah Compliant
Fund Currency	SAR
NAV	10.97
Fund Size (AuMs)	320.08
Inception Date	Oct-23
Benchmark	S&P Saudi Sharia Index

Trading Information	
Bloomberg Ticker:	RIYOPSR AB
Tadawul Ticker:	001057

Administrative	
Initial/Minimum Balance	SAR 5,000
Min Subscription/Redemption	SAR 1,000
Valuation/Dealing Days	Mon and Thu
Settlement In	3 Business Days
Management Fee	2.00%
Subscription Fee	1.00%
Expense ratio	0.22%

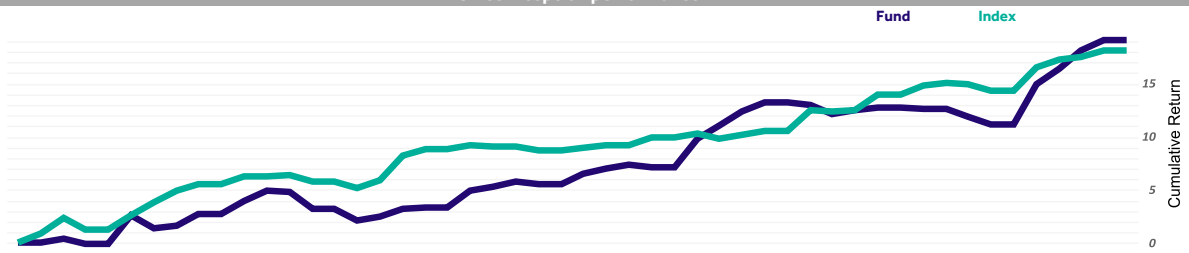


**Fund Investment Objective**  
 A public open-ended equity fund aims to provide medium to long-term capital growth by investing its assets mainly in Saudi equities, including IPOs in the Main Saudi stock market (Tadawul), the Parallel Market (Nomu), and the Gulf markets within the criteria set by the Riyadh Capital Sharia Committee.

\*Not annualized if less than one year

Performance in Fund Currency (Net Return)						
Short Term Return*	1 Month	3 Months	6 Months	9 Months	YTD	
Fund	-11.99%	-19.75%	2.42%		-8.00%	
Benchmark	-7.08%	-10.04%	2.29%		-5.24%	
Calendar Returns		2023	2022	2021	2020	2019
Fund						
Benchmark						
Annualized Return		1 Year	3 Years	5 Years	10 Years	Since Inception
Fund						9.65%
Benchmark						12.37%
Cumulative Return						
Fund						9.65%
Benchmark						12.37%
Statistical Analysis						
	1 Year	3 Years	5 Years	10 Years	Since Inception	
Excess Return					-2.72%	
Alpha					0.01%	
Beta					0.76	
Standard Deviation					1.00%	
Sharpe Ratio					6.33	
Information Ratio					-0.36	
Tracking Error					0.86%	

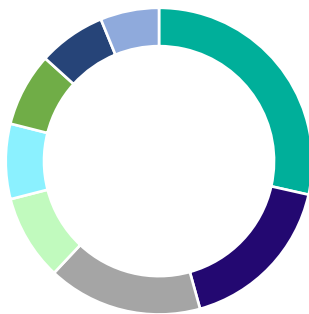
### Since inception performance



### TOP 10 Holdings

National Agricultural Development Co.	5.53%
SAL Saudi Logistics Services Company	5.66%
Arabian Contracting Services Co.	6.05%
Arabian Internet and Communications Services Company	7.74%
Middle East Healthcare Company	8.18%
Ades Holding Company	8.38%
Arabian Drilling Co.	8.39%
Lumi Rental Company	8.41%
Al Hammadi Holding	8.67%
Mouwasat Medical Services Co.	9.02%

### Sector allocation



Health Care Equipment & Services	27.85%
Energy	16.77%
Transportation	15.94%
[Unassigned]	8.80%
Software & Services	7.74%
[Cash]	7.57%
Food Beverage & Tobacco	6.96%
Media & Entertainment	6.05%

### GIPS Compliant

Riyadh Capital claims compliance with the Global Investment Performance Standards (GIPS®). GIPS® is a registered trademark of CFA Institute. CFA Institute does not endorse or promote this organization, nor does it warrant the accuracy or quality of the content contained herein. The expense ratio includes admin fees, advertising fee, Audit fee, Custody fee, management fee, audit fee, Sama fees, Transaction fees, VAT fees, Tadawul fees. And ZAKAT.



Disclaimer