

Riyad Emerging Markets Equity Fund

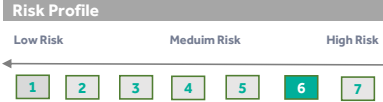


July-24

Fund Facts	
Fund Type	Funds of Funds
Shari'ah Status	Conventional
Fund Currency	US Dollar (USD)
NAV	15.53
Fund Size (AuMs)	1.38
Inception Date	Jun-06
Benchmark	MSCI Index USD China Free (25%), MSCI Index USD India (25%), MSCI EM Latin America (25%) and MSCI Index USD EMEA (Europe Middle East Africa) (25%)

Trading Information	
Bloomberg Ticker:	RIYFTEQ AB Equity
Tadawul Ticker:	001050

Administrative	
Initial/Minimum Balance	\$2,500.00
Min Subscription/Redemption	\$1,000.00
Valuation/Dealing Days	Mon, Tue & Wed
Settlement In	5 Business Days
Management Fee	0.00%
Subscription Fee	2.00%
Expense ratio	0.11%



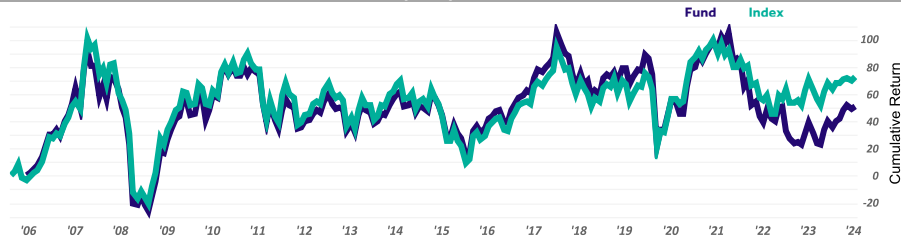
Fund Investment Objective

The Fund aims to achieve long term capital growth within a high risk environment through investing its assets mainly in a group of funds distributed in China, India, Latin America, Eastern Europe, Africa and the Middle East

*Not annualized if less than one year

Performance in Fund Currency (Net Return)						
Short Term Return*	1 Month	3 Months	6 Months	9 Months	YTD	
Fund	1.20%	2.25%	11.91%	22.73%	8.18%	
Benchmark	1.39%	0.75%	5.39%	13.69%	2.56%	
Calendar Returns	2023	2022	2021	2020	2019	
Fund	-7.51%	-18.91%	4.62%	-5.74%	18.21%	
Benchmark	7.39%	-13.23%	-1.73%	4.43%	13.66%	
Annualized Return	1 Year	3 Years	5 Years	10 Years	Since Inception	
Fund	8.36%	-7.99%	-3.34%	-0.59%	2.45%	
Benchmark	0.88%	-3.17%	0.57%	0.32%	3.39%	
Cumulative Return						
Fund	8.36%	-22.10%	-15.64%	-5.75%	55.34%	
Benchmark	0.88%	-9.22%	2.87%	3.28%	83.26%	
Statistical Analysis	1 Year	3 Years	5 Years	10 Years	Since Inception	
Excess Return	7.48%	-4.82%	-3.91%	-0.91%	-0.94%	
Alpha	7.50%	-4.56%	-3.22%	-0.57%	-0.54%	
Beta	1.22	0.90	1.03	0.98	0.96	
Standard Deviation	14.56%	18.39%	22.95%	20.09%	23.22%	
Sharpe Ratio	0.19	-0.62	-0.24	-0.11	0.04	
Information Ratio	1.41	-0.37	-0.37	-0.12	-0.12	
Tracking Error	5.08%	12.74%	10.46%	7.89%	7.62%	

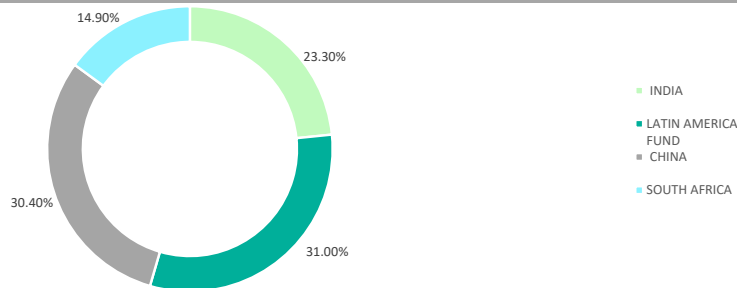
Since inception performance



TOP Holdings

BLACKROCK FUND - ISHARES MSCI SOUTH AFRICA	14.90%
FIDELITY FUNDS - INDIA FOCUS FUND	23.30%
FIDELITY FUNDS - LATIN AMERICA FUND	31.00%
FIDELITY FUNDS - CHINA FOCUS	30.40%

Country weight



GIPS Compliant

Riyad Capital claims compliance with the Global Investment Performance Standards (GIPS®). GIPS® is a registered trademark of CFA Institute. CFA Institute does not endorse or promote this organization, nor does it warrant the accuracy or quality of the content contained herein. The expense ratio includes admin fees, advertising fee, Audit fee, Custody fee, management fee, audit fee, Sama fees, Transaction fees, VAT fees, Tadawul fees. And ZAKAT.



Disclaimer