

Riyad Al Mutahafedh Sharia Fund



August-24

Fund Facts	
Fund Type	Fund of funds
Shari'ah Status	Shariah Compliant
Fund Currency	SAR
NAV	17.30
Fund Size (AuMs)	17.02
Inception Date	Dec-02
Benchmark	DJ Islamic Markets 8% , S&P Saudi Sharia 2% , Dow Jones Sukuk Total Return (ex-Reinvestment) 15% , SAIBOR 1M 75%

Trading Information	
Bloomberg Ticker:	RHADIP2 AB Equity
Tadawul Ticker:	001043

Administrative		
Initial/Minimum Balance	SAR	5,000
Min Subscription/Redemption	SAR	1,000
Valuation/Dealing Days	Mon to Thu	
Settlement In	5 Business Days	
Management Fee	0.10%	
Subscription Fee	1.00%	
Expense ratio	0.07%	



Fund Investment Objective

Al Mutahafedh Shariah Fund is an open-ended public holding fund that invests in underlying funds of various asset classes which are compliant with Shariah regulations. The objective of the fund is to preserve capital and to realize a decent rate of return by investing on average 90% in fixed income and money market funds while on average 10% of the fund are invested in local and global equity funds.

*Not annualized if less than one year

Performance in Fund Currency (Net Return)

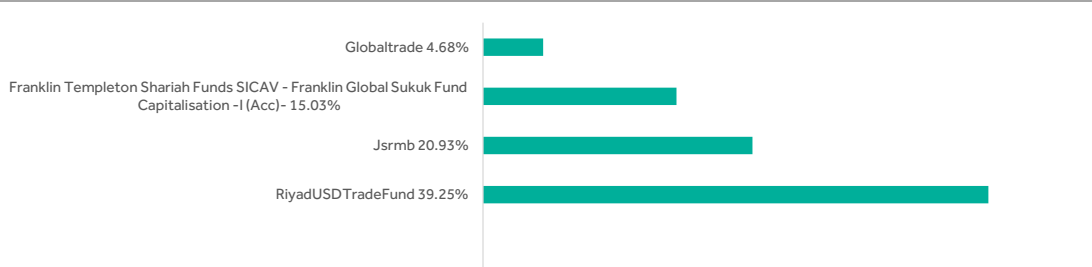
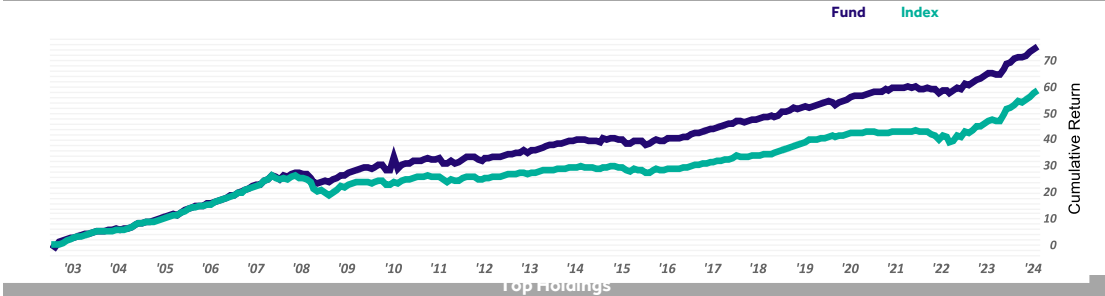
Short Term Return*	1 Month	3 Months	6 Months	9 Months	YTD
Fund	0.60%	2.03%	2.71%	5.12%	3.98%
Benchmark	0.81%	2.39%	3.61%	6.22%	4.89%
Calendar Returns	2023	2022	2021	2020	2019
Fund	5.69%	-0.51%	1.70%	2.20%	3.35%
Benchmark	7.58%	-0.04%	1.02%	0.97%	2.34%

Annualized Return	1 Year	3 Years	5 Years	10 Years	Since Inception
Fund	6.13%	3.16%	2.86%	2.26%	2.63%
Benchmark	7.60%	4.31%	2.98%	2.35%	2.36%

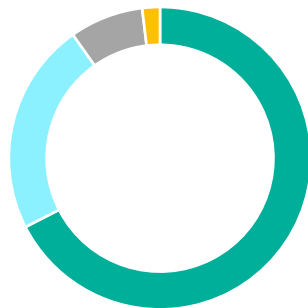
Cumulative Return	1 Year	3 Years	5 Years	10 Years	Since Inception
Fund	6.13%	9.78%	15.15%	25.06%	75.01%
Benchmark	7.60%	13.50%	15.83%	26.14%	65.62%

Statistical Analysis	1 Year	3 Years	5 Years	10 Years	Since Inception
Excess Return	-1.47%	-1.15%	-0.12%	-0.09%	0.26%
Alpha	-0.81%	-0.75%	0.32%	0.15%	0.36%
Beta	0.92	0.92	0.85	0.90	0.96
Standard Deviation	1.80%	1.85%	1.58%	1.41%	1.88%
Sharpe Ratio	0.24	-0.18	0.33	0.45	0.58
Information Ratio	-3.47	-2.43	-0.14	-0.12	0.21
Tracking Error	0.41%	0.47%	0.85%	0.72%	1.26%

Since inception performance



Assets allocation



- Local Money Market 67.48%
- International Fixed Income 22.74%
- International Equity 7.89%
- Local Equity 1.89%

GIPS Compliant

Riyad Capital claims compliance with the Global Investment Performance Standards (GIPS®). GIPS® is a registered trademark of CFA Institute. CFA Institute does not endorse or promote this organization, nor does it warrant the accuracy or quality of the content contained herein. The expense ratio includes admin fees, advertising fee, Audit fee, Custody fee, management fee, audit fee, Sama fees, Transaction fees, VAT fees, Tadawul fees. And ZAKAT.

Disclaimer

