

Riyad Al Shuja'a Sharia Fund



September-24

Fund Facts	
Fund Type	Fund of funds
Shari'ah Status	Shariah Compliant
Fund Currency	SAR
NAV	38.04
Fund Size (AuMs)	14.53
Inception Date	Dec-02
Benchmark	DJ Islamic Markets 48% , S&P Saudi Sharia 12% , Dow Jones Sukuk Total Return (ex-Reinvestment) 30% , SAIBOR 1M 10%

Trading Information	
Bloomberg Ticker:	RSHUJA2 AB Equity
Tadawul Ticker:	001041

Administrative	
Initial/Minimum Balance	SAR 5,000
Min Subscription/Redemption	SAR 1,000
Valuation/Dealing Days	Mon to Thu
Settlement In	5 Business Days
Management Fee	0.65%
Subscription Fee	1.00%
Expense ratio	0.13%

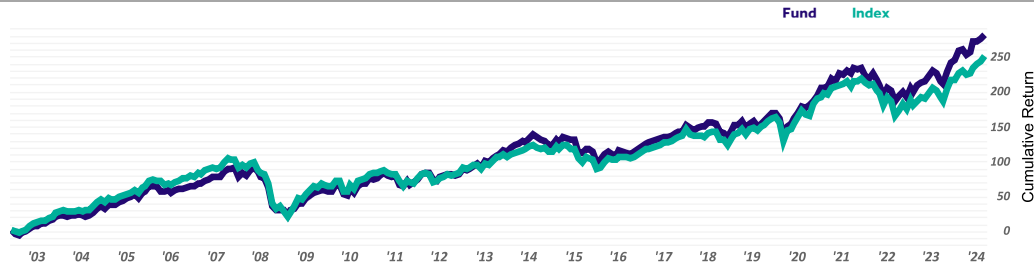


Fund Investment Objective
 Al Shuja'a Fund is an open-ended public holding fund that invests in underlying funds of various asset classes which are compliant with Shariah regulations. The objective of the fund is to provide investors with decent long-term capital growth by investing on average 60% in local and global equity funds while on average 40% of the fund are invested in fixed income and money market funds.

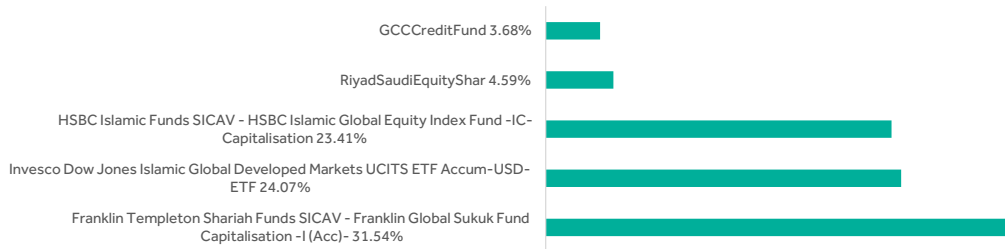
*Not annualized if less than one year

Performance in Fund Currency (Net Return)					
Short Term Return*	1 Month	3 Months	6 Months	9 Months	YTD
Fund	1.68%	2.80%	5.80%	11.45%	11.45%
Benchmark	2.09%	4.56%	6.76%	11.57%	11.57%
Calendar Returns	2023	2022	2021	2020	2019
Fund	16.82%	-12.33%	13.80%	9.41%	14.27%
Benchmark	17.36%	-12.66%	11.83%	16.85%	17.69%
Annualized Return	1 Year	3 Years	5 Years	10 Years	Since Inception
Fund	21.23%	5.37%	8.55%	4.96%	6.62%
Benchmark	21.04%	6.40%	9.64%	5.89%	6.33%
Cumulative Return	1 Year	3 Years	5 Years	10 Years	Since Inception
Fund	21.23%	16.98%	50.70%	62.24%	300.74%
Benchmark	21.04%	20.45%	58.40%	77.22%	277.73%
Statistical Analysis	1 Year	3 Years	5 Years	10 Years	Since Inception
Excess Return	0.20%	-1.03%	-1.09%	-0.93%	0.29%
Alpha	0.72%	-0.71%	-0.50%	-0.51%	0.68%
Beta	0.97	0.96	0.95	0.94	0.94
Standard Deviation	8.01%	9.76%	10.25%	9.32%	10.16%
Sharpe Ratio	1.94	0.18	0.60	0.35	0.50
Information Ratio	0.09	-0.48	-0.33	-0.33	0.08
Tracking Error	2.08%	2.13%	3.25%	2.78%	3.45%

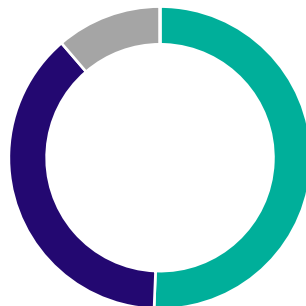
Since inception performance



Top Holdings



Assets allocation



- International Equity 50.63%
- International Fixed Income 38.07%
- Local Equity 11.30%
- Local Money Market 0.00%

GIPS Compliant

Riyad Capital claims compliance with the Global Investment Performance Standards (GIPS®). GIPS® is a registered trademark of CFA Institute. CFA Institute does not endorse or promote this organization, nor does it warrant the accuracy or quality of the content contained herein. The expense ratio includes admin fees, advertising fee, Audit fee, Custody fee, management fee, audit fee, Sama fees, Transaction fees, VAT fees, Tadawul fees. And ZAKAT.

Disclaimer

