

# Riyad AL Jarei Sharia Fund



## January-25

Fund Facts	
Fund Type	Fund of funds
Shari'ah Status	Shariah Compliant
Fund Currency	SAR
NAV	45.13
Fund Size (AuMs)	42.75
Inception Date	Dec-02
Benchmark	DJ Islamic Markets 64% , S&P Saudi Sharia 16% , Dow Jones Sukuk Total Return (ex-Reinvestment) 10% , SAIBOR 1M 10%

Trading Information	
Bloomberg Ticker:	RSHAMK2 AB Equity
Tadawul Ticker:	001040

Administrative	
Initial/Minimum Balance	SAR 5,000
Min Subscription/Redemption	SAR 1,000
Valuation/Dealing Days	Mon to Thu
Settlement In	5 Business Days
Management Fee	0.85%
Subscription Fee	1.00%
Expense ratio	0.13%



## Fund Investment Objective

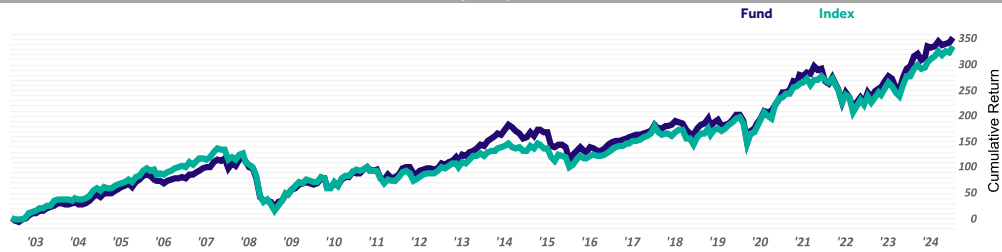
Al Jarei Shariah Fund is an open-ended public holding fund that invests underlying funds of various asset classes which are compliant with Shariah regulations. The objective of the fund is to provide investors with high long-term capital growth by investing on average 80% in local and global equity funds while on average 20% of the fund are invested in fixed income and money market funds.

\*Not annualized if less than one year

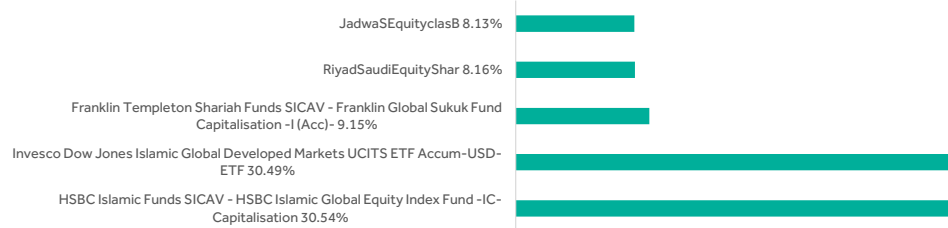
Performance in Fund Currency (Net Return)					
<b>Short Term Return*</b>	<b>1 Month</b>	<b>3 Months</b>	<b>6 Months</b>	<b>9 Months</b>	<b>YTD</b>
Fund	2.29%	3.03%	4.25%	10.55%	2.29%
Benchmark	2.19%	3.47%	5.60%	11.77%	2.19%
<b>Calendar Returns</b>	<b>2024</b>	<b>2023</b>	<b>2022</b>	<b>2021</b>	<b>2020</b>
Fund	13.04%	19.92%	-16.72%	18.86%	9.80%
Benchmark	13.10%	21.38%	-17.64%	15.67%	21.90%
<b>Annualized Return</b>	<b>1 Year</b>	<b>3 Years</b>	<b>5 Years</b>	<b>10 Years</b>	<b>Since Inception</b>
Fund	14.18%	7.11%	8.49%	5.79%	7.42%
Benchmark	15.54%	6.45%	9.90%	7.38%	7.13%
<b>Cumulative Return</b>	<b>1 Year</b>	<b>3 Years</b>	<b>5 Years</b>	<b>10 Years</b>	<b>Since Inception</b>
Fund	14.18%	22.89%	50.27%	75.61%	382.55%
Benchmark	15.54%	20.61%	60.29%	103.80%	355.16%

Statistical Analysis					
	<b>1 Year</b>	<b>3 Years</b>	<b>5 Years</b>	<b>10 Years</b>	<b>Since Inception</b>
Excess Return	-1.36%	0.67%	-1.41%	-1.59%	0.28%
Alpha	-2.01%	0.97%	-0.56%	-0.67%	1.00%
Beta	1.06	0.94	0.93	0.89	0.90
Standard Deviation	7.39%	12.04%	13.31%	11.90%	12.69%
Sharpe Ratio	1.19	0.24	0.44	0.34	0.46
Information Ratio	-0.52	0.26	-0.31	-0.37	0.06
Tracking Error	2.50%	2.50%	4.54%	4.28%	4.54%

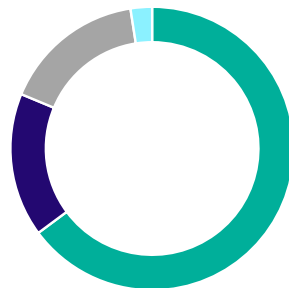
## Since inception performance



## Top Holdings



## Assets allocation



- International Equity 64.85%
- International Fixed Income 16.42%
- Local Equity 16.29%
- Local Money Market 2.45%

## GIPS Compliant

Riyad Capital claims compliance with the Global Investment Performance Standards (GIPS®). GIPS® is a registered trademark of CFA Institute. CFA Institute does not endorse or promote this organization, nor does it warrant the accuracy or quality of the content contained herein. The expense ratio includes admin fees, advertising fee, Audit fee, Custody fee, management fee, audit fee, Sama fees, Transaction fees, VAT fees, Tadawul fees. And ZAKAT.



Disclaimer