

Riyad American Equity Fund

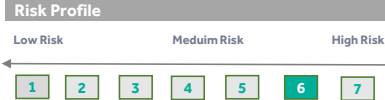


February-25

Fund Facts	
Fund Type	Equity
Shari'ah Status	Conventional
Fund Currency	US Dollar (USD)
NAV	161.45
Fund Size (AuMs)	5.13
Inception Date	May-92
Benchmark	S&P 500 Index

Trading Information	
Bloomberg Ticker:	RIYAMER AB Equity
Tadawul Ticker:	001004

Administrative	
Initial/Minimum Balance	\$2,500.00
Min Subscription/Redemption	\$1,000.00
Valuation/Dealing Days	Mon, Tue & Wed
Settlement In	5 Business Days
Management Fee	1.50%
Subscription Fee	2.00%
Expense ratio	0.17%

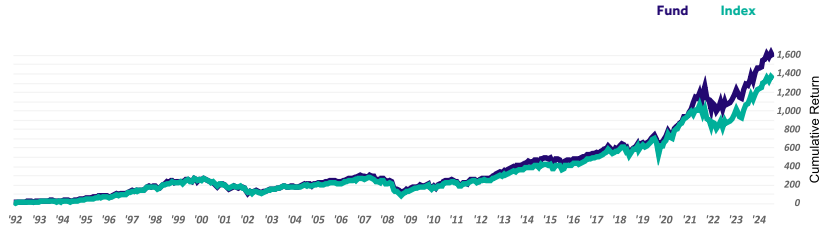


Fund Investment Objective
The Fund invests its assets completely in a portfolio of American Stocks sub-managed by Columbia Threadneedle. The fund aims to provide long-term capital growth within a high risk environment through investing its assets primarily in American stocks.

*Not annualized if less than one year

Performance in Fund Currency (Net Return)						
Short Term Return*	1 Month	3 Months	6 Months	9 Months	10 Months	YTD
Fund	-2.64%	-2.43%	6.19%	10.87%		-0.23%
Benchmark	-1.38%	-0.71%	6.51%	13.08%		1.27%
Calendar Returns	2024	2023	2022	2021	2020	
Fund	21.59%	24.53%	-14.39%	39.59%	14.08%	
Benchmark	23.01%	26.39%	-21.07%	28.43%	15.52%	
Annualized Return	1 Year	3 Years	5 Years	10 Years	Since Inception	
Fund	16.84%	9.33%	16.22%	11.25%	8.86%	
Benchmark	17.48%	10.84%	13.83%	10.91%	8.47%	
Cumulative Return						
Fund	16.84%	30.68%	112.03%	190.52%	1514.46%	
Benchmark	17.48%	36.17%	91.12%	181.76%	1338.59%	
Statistical Analysis	1 Year	3 Years	5 Years	10 Years	Since Inception	
Excess Return	-0.65%	-1.51%	2.39%	0.34%	0.38%	
Alpha	-2.73%	-1.25%	3.14%	1.01%	0.91%	
Beta	1.14	0.99	0.94	0.94	0.96	
Standard Deviation	10.37%	15.10%	17.89%	15.28%	15.33%	
Sharpe Ratio	1.12	0.33	0.76	0.61	0.42	
Information Ratio	-0.23	-0.66	0.33	0.06	0.10	
Tracking Error	2.64%	2.24%	7.18%	5.28%	5.11%	

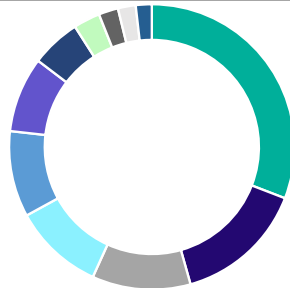
Since inception performance



TOP 10 Holdings



Sector allocation



- Information Technology 30.70%
- Financials 14.70%
- CONSUMER DISCRETIONARY 11.10%
- HEALTH CARE 10.20%
- Communication Services 9.70%
- Industrials 8.50%
- Consumer Staples 5.60%
- ENERGY 3.00%
- Utilities 2.20%
- Real Estate 2.00%
- Materials 1.80%

GIPS Compliant

Riyad Capital claims compliance with the Global Investment Performance Standards (GIPS®). GIPS® is a registered trademark of CFA Institute. CFA Institute does not endorse or promote this organization, nor does it warrant the accuracy or quality of the content contained herein. The expense ratio includes admin fees, advertising fee, Audit fee, Custody fee, management fee, audit fee, Sama fees, Transaction fees, VAT fees, Tadawul fees. And ZAKAT.



Disclaimer