

# Riyad American Equity Fund



## September-24

Fund Facts	
Fund Type	Equity
Shari'ah Status	Conventional
Fund Currency	US Dollar (USD)
NAV	157.89
Fund Size (AuMs)	4.94
Inception Date	May-92
Benchmark	S&P 500 Index

Trading Information	
Bloomberg Ticker:	RIYAMER AB Equity
Tadawul Ticker:	001004

Administrative	
Initial/Minimum Balance	\$2,500.00
Min Subscription/Redemption	\$1,000.00
Valuation/Dealing Days	Mon, Tue & Wed
Settlement In	5 Business Days
Management Fee	1.50%
Subscription Fee	2.00%
Expense ratio	0.17%



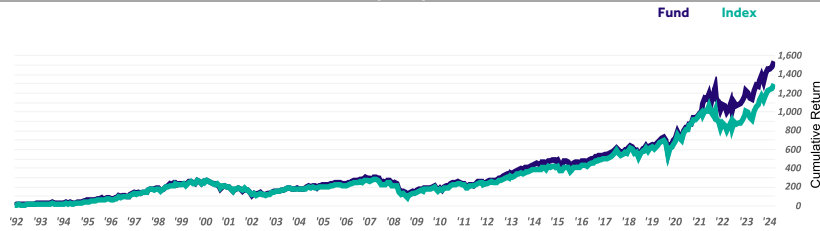
## Fund Investment Objective

The Fund invests its assets completely in a portfolio of American Stocks sub-managed by Columbia Threadneedle. The fund aims to provide long-term capital growth within a high risk environment through investing its assets primarily in American stocks.


\*Not annualized if less than one year

Performance in Fund Currency (Net Return)						
<b>Short Term Return*</b>	<b>1 Month</b>	<b>3 Months</b>	<b>6 Months</b>	<b>9 Months</b>	<b>12 Months</b>	<b>YTD</b>
Fund	3.85%	4.78%	10.45%	18.64%	18.64%	18.64%
Benchmark	3.05%	5.20%	9.79%	20.51%	20.51%	20.51%
<b>Calendar Returns</b>	<b>2023</b>	<b>2022</b>	<b>2021</b>	<b>2020</b>	<b>2019</b>	
Fund	24.53%	-14.39%	39.59%	14.08%	29.17%	
Benchmark	26.39%	-21.07%	28.43%	15.52%	28.88%	
<b>Annualized Return</b>	<b>1 Year</b>	<b>3 Years</b>	<b>5 Years</b>	<b>10 Years</b>	<b>Since Inception</b>	
Fund	31.52%	11.25%	16.84%	11.82%	8.90%	
Benchmark	34.81%	9.75%	14.12%	11.32%	8.47%	
<b>Cumulative Return</b>						
Fund	31.52%	37.68%	117.74%	205.58%	1478.92%	
Benchmark	34.81%	32.18%	93.58%	192.17%	1291.84%	
<b>Statistical Analysis</b>	<b>1 Year</b>	<b>3 Years</b>	<b>5 Years</b>	<b>10 Years</b>	<b>Since Inception</b>	
Excess Return	-3.29%	1.50%	2.72%	0.50%	0.43%	
Alpha	-1.54%	2.04%	3.46%	1.17%	0.96%	
Beta	0.97	0.95	0.93	0.94	0.95	
Standard Deviation	11.15%	16.40%	17.95%	15.37%	15.39%	
Sharpe Ratio	2.32	0.46	0.81	0.66	0.43	
Information Ratio	-1.05	0.22	0.38	0.09	0.11	
Tracking Error	2.99%	6.67%	7.16%	5.27%	5.14%	

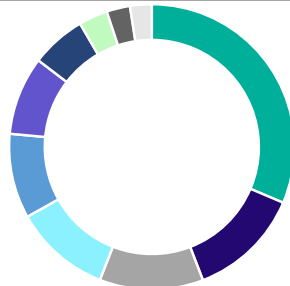
## Since inception performance



## TOP 10 Holdings



## Sector allocation



- Information Technology 30.70%
- Financials 12.50%
- HEALTH CARE 11.50%
- CONSUMER DISCRETIONARY 10.70%
- Communication Services 9.40%
- Industrials 8.70%
- Consumer Staples 6.10%
- ENERGY 3.20%
- Real Estate 2.60%
- Materials 2.40%

## GIPS Compliant

Riyad Capital claims compliance with the Global Investment Performance Standards (GIPS®). GIPS® is a registered trademark of CFA Institute. CFA Institute does not endorse or promote this organization, nor does it warrant the accuracy or quality of the content contained herein.

The expense ratio includes admin fees, advertising fee, Audit fee, Custody fee, management fee, audit fee, Sama fees, Transaction fees, VAT fees, Tadawul fees. And ZAKAT.



Disclaimer