

# Riyad American Equity Fund



## April-24

### Fund Facts

Fund Type	Equity
Shari'ah Status	Conventional
Fund Currency	US Dollar (USD)
NAV	137.03
Fund Size (AuMs)	4.67
Inception Date	May-92
Benchmark	S&P 500 Index

### Trading Information

Bloomberg Ticker:	RIYAMER AB Equity
Tadawul Ticker:	001004

### Administrative

Initial/Minimum Balance	\$2,500.00
Min Subscription/Redemption	\$1,000.00
Valuation/Dealing Days	Mon, Tue & Wed
Settlement In	5 Business Days
Management Fee	1.50%
Subscription Fee	2.00%
Expense ratio	0.22%

### Risk Profile



### Fund Investment Objective

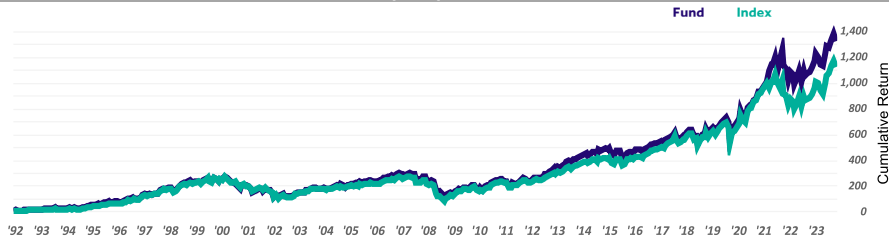
The Fund invests its assets completely in a portfolio of American Stocks sub-managed by Fidelity International. The fund aims to provide long-term capital growth within a high risk environment through investing its assets primarily in American stocks.

\*Not annualized if less than one year

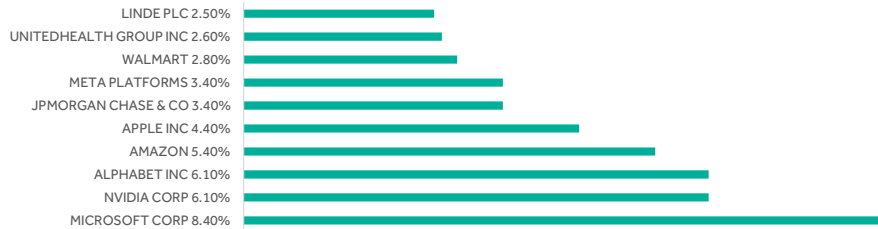
### Performance in Fund Currency (Net Return)

Short Term Return*	1 Month	3 Months	6 Months	9 Months	YTD	
Fund	-4.15%	3.13%	15.59%	7.40%	2.96%	
Benchmark	-4.05%	3.92%	20.07%	9.73%	5.31%	
Calendar Returns	2023	2022	2021	2020	2019	
Fund	24.53%	-14.39%	39.59%	14.08%	29.17%	
Benchmark	26.39%	-21.07%	28.43%	15.52%	28.88%	
Annualized Return	1 Year	3 Years	5 Years	10 Years	Since Inception	
Fund	20.06%	11.30%	14.00%	10.84%	8.54%	
Benchmark	24.15%	6.38%	11.32%	10.33%	8.13%	
Cumulative Return	Fund	20.06%	37.88%	92.52%	179.90%	1270.28%
Benchmark	24.15%	20.38%	70.94%	167.29%	1116.29%	
Statistical Analysis	1 Year	3 Years	5 Years	10 Years	Since Inception	
Excess Return	-4.09%	4.92%	2.68%	0.51%	0.40%	
Alpha	-1.01%	5.71%	3.38%	1.15%	0.94%	
Beta	0.89	0.88	0.93	0.94	0.95	
Standard Deviation	12.58%	16.43%	18.06%	15.28%	15.44%	
Sharpe Ratio	1.15	0.51	0.66	0.62	0.40	
Information Ratio	-1.60	0.54	0.37	0.10	0.10	
Tracking Error	2.45%	9.00%	7.13%	5.24%	5.16%	

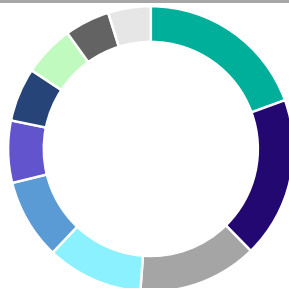
### Since inception performance



### TOP 10 Holdings



### Sector allocation



- MEDIA & ENTERTAINMENT 14.10%
- SOFTWARE & SERVICES 13.20%
- SEMICONDUCTORS & SEMICONDUCTOR EQUIPMENT 9.80%
- HEALTH CARE EQUIPMENT & SERVICES 7.90%
- CONSUMER DISCRETIONARY DISTRIBUTION & RETAIL 6.60%
- BANKS 5.10%
- TECHNOLOGY HARDWARE & EQUIPMENT 4.40%
- MATERIALS 4.20%

### GIPS Compliant

Riyad Capital claims compliance with the Global Investment Performance Standards (GIPS®). GIPS® is a registered trademark of CFA Institute. CFA Institute does not endorse or promote this organization, nor does it warrant the accuracy or quality of the content contained herein. The expense ratio includes admin fees, advertising fee, Audit fee, Custody fee, management fee, audit fee, Sama fees, Transaction fees, VAT fees, Tadawul fees. And ZAKAT.



Disclaimer