

Riyad Al Shuja'a Fund



October-24

Fund Facts	
Fund Type	Fund of funds
Shari'ah Status	Conventional
Fund Currency	SAR
NAV	30.84
Fund Size (AuMs)	16.46
Inception Date	Jun-01
Benchmark	MSCI World 48% , TASI 12% , Barclays Bond 30% , SAIBOR 1M 10%

Trading Information	
Bloomberg Ticker:	RSHUJA1 AB Equity
Tadawul Ticker:	001032

Administrative	
Initial/Minimum Balance	SAR 5,000
Min Subscription/Redemption	SAR 1,000
Valuation/Dealing Days	Mon to Thu
Settlement In	5 Business Days
Management Fee	0.65%
Subscription Fee	1.00%
Expense ratio	0.13%



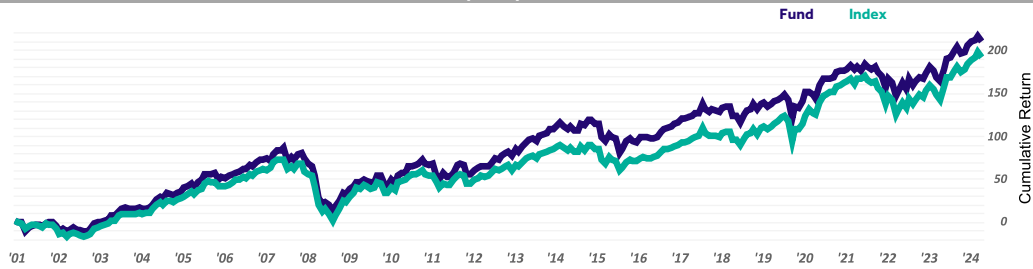
Fund Investment Objective
 Al Shuja'a Fund is an open-ended public holding fund that invests in underlying funds of various asset classes. The objective of the fund is to provide investors with decent long-term capital growth by investing on average 60% in local and global equity funds while on average 40% of the fund are invested in fixed income and money market funds.

*Not annualized if less than one year

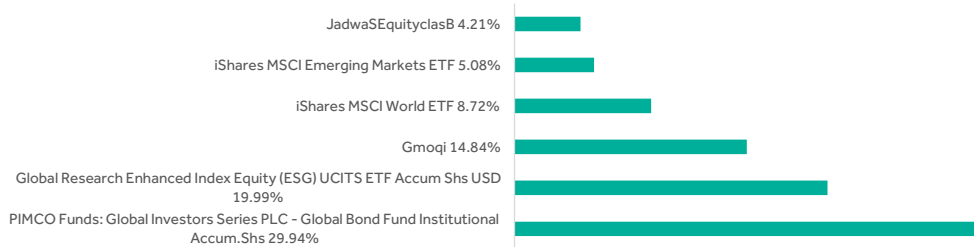
Performance in Fund Currency (Net Return)						
Short Term Return*	1 Month	3 Months	6 Months	9 Months	YTD	
Fund	-1.96%	0.20%	4.94%	6.52%	6.98%	
Benchmark	-1.57%	1.68%	6.64%	9.07%	9.06%	
Calendar Returns	2023	2022	2021	2020	2019	
Fund	13.98%	-10.50%	6.71%	8.46%	13.61%	
Benchmark	15.08%	-13.74%	9.86%	11.29%	16.87%	
Annualized Return	1 Year	3 Years	5 Years	10 Years	Since Inception	
Fund	17.79%	3.41%	5.28%	4.05%	5.05%	
Benchmark	20.56%	3.13%	6.46%	4.77%	4.77%	
Cumulative Return	Fund	17.79%	10.59%	29.35%	48.72%	214.43%
Benchmark	20.56%	9.70%	36.78%	59.31%	195.65%	

Statistical Analysis					
	1 Year	3 Years	5 Years	10 Years	Since Inception
Excess Return	-2.77%	0.28%	-1.18%	-0.72%	0.28%
Alpha	-2.91%	0.44%	-0.52%	-0.43%	0.44%
Beta	1.03	0.94	0.90	0.95	0.97
Standard Deviation	7.72%	9.70%	9.98%	9.30%	10.68%
Sharpe Ratio	1.56	-0.04	0.28	0.25	0.32
Information Ratio	-2.06	0.14	-0.45	-0.31	0.09
Tracking Error	1.29%	1.98%	2.59%	2.30%	2.93%

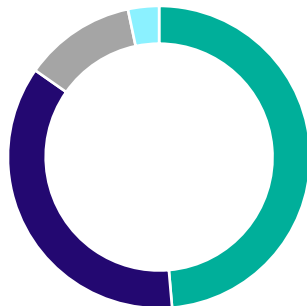
Since inception performance



Top Holdings



Assets allocation



- International Equity 48.63%
- International Fixed Income 36.09%
- Local Equity 11.96%
- Local Money Market 3.31%

GIPS Compliant

Riyad Capital claims compliance with the Global Investment Performance Standards (GIPS®). GIPS® is a registered trademark of CFA Institute. CFA Institute does not endorse or promote this organization, nor does it warrant the accuracy or quality of the content contained herein. The expense ratio includes admin fees, advertising fee, Audit fee, Custody fee, management fee, audit fee, Sama fees, Transaction fees, VAT fees, Tadawul fees. And ZAKAT.

Disclaimer

