

Riyad AL Jarei Fund



February-25

Fund Facts	
Fund Type	Fund of funds
Shari'ah Status	Conventional
Fund Currency	SAR
NAV	36.96
Fund Size (AuMs)	26.99
Inception Date	Jun-01
Benchmark	MSCI World 64% , TASI 16% , Barclays Bond 10% , SAIBOR 1M 10%

Trading Information	
Bloomberg Ticker:	RSHAMK1 AB Equity
Tadawul Ticker:	001033

Administrative	
Initial/Minimum Balance	SAR 5,000
Min Subscription/Redemption	SAR 1,000
Valuation/Dealing Days	Mon to Thu
Settlement In	5 Business Days
Management Fee	0.85%
Subscription Fee	1.00%
Expense ratio	0.13%



Fund Investment Objective

Al Jarei Fund is an open-ended public holding fund that invests in underlying funds of various asset classes. The objective of the fund is to provide investors with high long-term capital growth by investing on average 80% in local and global equity funds while on average 20% of the fund are invested in fixed income and money market funds.

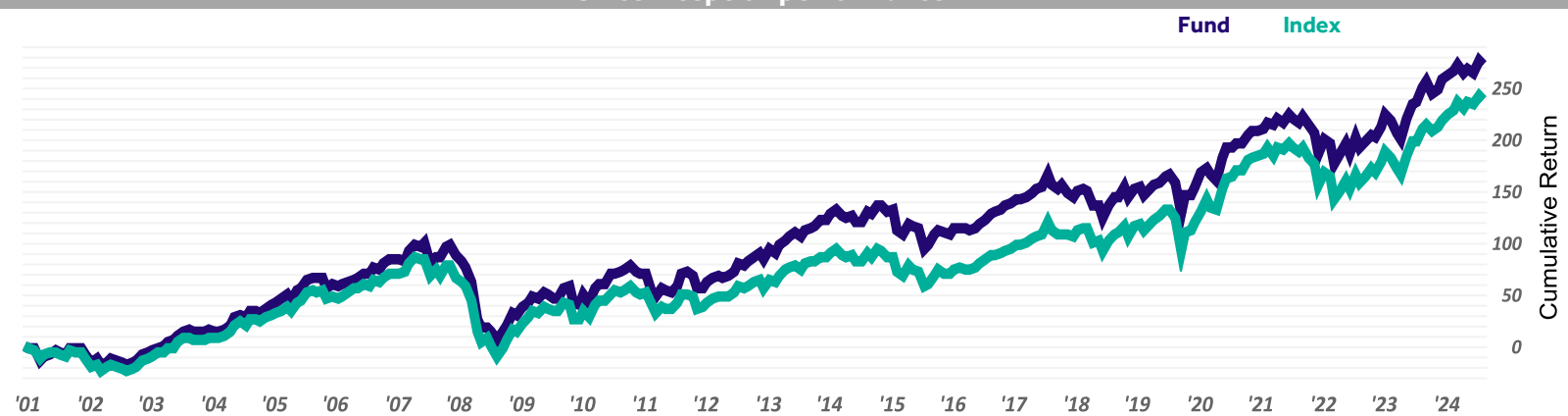
*Not annualized if less than one year

Performance in Fund Currency (Net Return)

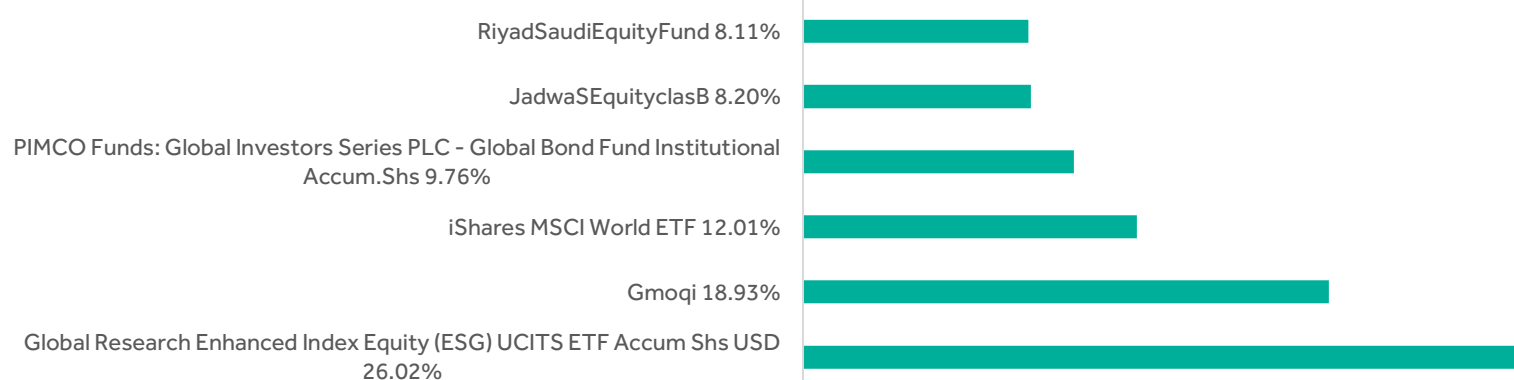
Short Term Return*	1 Month	3 Months	6 Months	9 Months	YTD
Fund	-1.28%	0.70%	1.49%	6.80%	1.83%
Benchmark	-1.08%	0.88%	3.09%	8.86%	1.54%
Calendar Returns					
	2024	2023	2022	2021	2020
Fund	9.11%	16.58%	-11.80%	11.62%	10.32%
Benchmark	12.21%	17.76%	-15.00%	13.52%	13.25%
Annualized Return					
	1 Year	3 Years	5 Years	10 Years	Since Inception
Fund	5.95%	5.57%	7.55%	4.90%	5.82%
Benchmark	9.63%	5.67%	8.60%	5.97%	5.39%
Cumulative Return					
Fund	5.95%	17.66%	43.90%	61.41%	279.64%
Benchmark	9.63%	17.98%	51.09%	78.54%	245.24%

Statistical Analysis					
	1 Year	3 Years	5 Years	10 Years	Since Inception
Excess Return	-3.68%	-0.10%	-1.05%	-1.06%	0.43%
Alpha	-4.51%	0.22%	-0.02%	-0.50%	0.71%
Beta	1.13	0.94	0.87	0.91	0.95
Standard Deviation	6.60%	11.41%	12.02%	11.19%	13.24%
Sharpe Ratio	0.10	0.11	0.41	0.27	0.32
Information Ratio	-2.15	-0.05	-0.34	-0.38	0.12
Tracking Error	1.64%	2.02%	3.06%	2.77%	3.55%

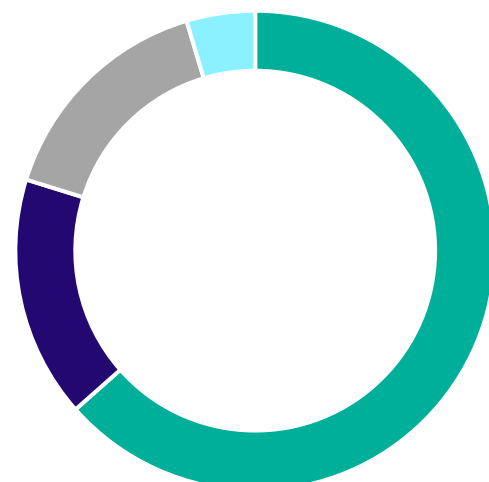
Since inception performance



Top Holdings



Assets allocation



- International Equity 63.48%
- Local Equity 16.31%
- International Fixed Income 15.59%
- Local Money Market 4.62%

GIPS Compliant

Riyad Capital claims compliance with the Global Investment Performance Standards (GIPS®). GIPS® is a registered trademark of CFA Institute. CFA Institute does not endorse or promote this organization, nor does it warrant the accuracy or quality of the content contained herein. The expense ratio includes admin fees, advertising fee, Audit fee, Custody fee, management fee, audit fee, Sama fees, Transaction fees, VAT fees, Tadawul fees. And ZAKAT.

Disclaimer

