

# Riyad Global Equity Sharia Fund

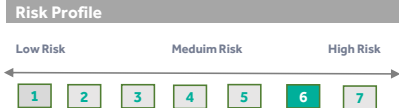


November-24

Fund Facts	
Fund Type	Equity
Shar'iah Status	Sharia Compliant
Fund Currency	US Dollar (USD)
NAV	40.98
Fund Size (AuMs)	25.00
Inception Date	May-99
Benchmark	Dow Jones Islamic Markets Inde

Trading Information	
Bloomberg Ticker:	RIYGLEQ AB Equity
Tadawul Ticker:	001019

Administrative	
Initial/Minimum Balance	\$2,500.00
Min Subscription/Redemption	\$1,000.00
Valuation/Dealing Days	Mon, Tue & Wed
Settlement In	5 Business Days
Management Fee	1.70%
Subscription Fee	2.00%
Expense ratio	0.03%



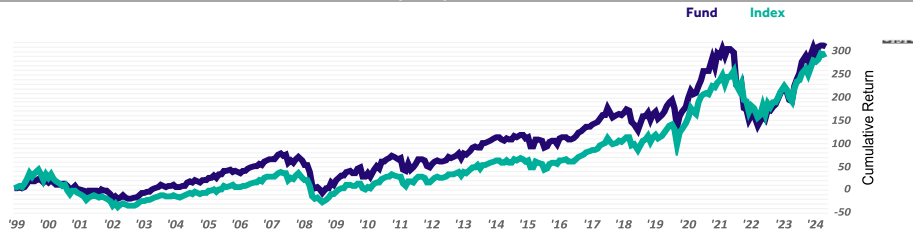
## Fund Investment Objective

The Riyad Global Equity Fund which is sub-managed by 'JP Morgan' aims to provide long-term capital growth within a high risk environment by investing its assets mainly in International stocks across different sectors and countries, within the criteria set by the Sharia Committee.


\*Not annualized if less than one year

Performance in Fund Currency (Net Return)						
Short Term Return*	1 Month	3 Months	6 Months	9 Months	YTD	
Fund	-0.23%	0.35%	4.32%	9.21%	21.42%	
Benchmark	0.53%	2.91%	7.89%	11.83%	17.61%	
Calendar Returns	2023	2022	2021	2020	2019	
Fund	33.51%	-36.23%	17.53%	16.74%	26.42%	
Benchmark	27.25%	-26.23%	18.95%	26.53%	28.96%	
Annualized Return	1 Year	3 Years	5 Years	10 Years	Since Inception	
Fund	26.51%	0.43%	7.97%	6.86%	5.68%	
Benchmark	23.58%	4.50%	11.40%	9.32%	5.57%	
Cumulative Return						
Fund	26.51%	1.29%	46.73%	94.19%	309.80%	
Benchmark	23.58%	14.12%	71.56%	143.69%	299.87%	
Statistical Analysis						
	1 Year	3 Years	5 Years	10 Years	Since Inception	
Excess Return	2.93%	-4.07%	-3.43%	-2.45%	0.11%	
Alpha	3.48%	-3.76%	-2.87%	-2.06%	0.67%	
Beta	0.96	1.11	1.02	1.00	0.93	
Standard Deviation	10.97%	20.59%	19.82%	16.56%	16.72%	
Sharpe Ratio	1.91	-0.17	0.28	0.31	0.23	
Information Ratio	0.40	-0.44	-0.40	-0.38	0.03	
Tracking Error	7.01%	9.08%	8.56%	6.42%	6.55%	

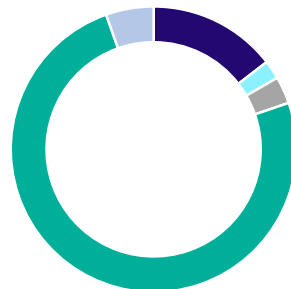
## Since inception performance



## TOP 10 Holdings



## Country weight



- Europe ex UK 14.08%
- United Kingdom 2.06%
- Japan 2.98%
- Pacific ex Japan 0.00%
- North America 72.56%
- Emerging Markets 5.23%

## GIPS Compliant

Riyad Capital claims compliance with the Global Investment Performance Standards (GIPS®). GIPS® is a registered trademark of CFA Institute. CFA Institute does not endorse or promote this organization, nor does it warrant the accuracy or quality of the content contained herein.

The expense ratio includes admin fees, advertising fee, Audit fee, Custody fee, management fee, audit fee, Sama fees, Transaction fees, VAT fees, Tadawul fees. And ZAKAT.



Disclaimer