

Riyad Monthly Distributions Multi Asset Fund



January-25

| Fund Facts | |
|------------------|---|
| Fund Type | Multi Asset |
| Shari'ah Status | Shariah Compliant |
| Fund Currency | SAR |
| NAV | 10.20 |
| Fund Size (AuMs) | 187.41 |
| Inception Date | Dec-24 |
| Benchmark | S&P Saudi Sharia 40% , SAIBOR 6M 25% , SAIBOR 3M+250 bps 25% , SAIBOR 1M 10% |

| Trading Information | |
|---------------------|------------------|
| Bloomberg Ticker: | RIYMAF AB Equity |
| Tadawul Ticker: | 001059 |

| Administrative | |
|-----------------------------|-----------------|
| Initial/Minimum Balance | SAR 100 |
| Min Subscription/Redemption | SAR 100 |
| Valuation/Dealing Days | Mon & Thu |
| Settlement In | 5 Business Days |
| Management Fee | 1.00% |
| Subscription Fee | 1.00% |
| Expense ratio | 0.20% |



Fund Investment Objective
The fund aims to distribute income on a monthly basis by investing in a Shariah-compliant, diversified, multi-asset portfolio.

*Not annualized if less than one year

| Performance in Fund Currency (Net Total Return) | | | | | |
|---|---------|----------|----------|----------|-------|
| Short Term Return* | 1 Month | 3 Months | 6 Months | 9 Months | YTD |
| Fund | 1.97% | | | | 1.97% |
| Benchmark | 1.58% | | | | 1.58% |

| Calendar Returns | 2024 | 2023 | 2022 | 2021 | 2020 |
|------------------|------|------|------|------|------|
| Fund | | | | | |
| Benchmark | | | | | |

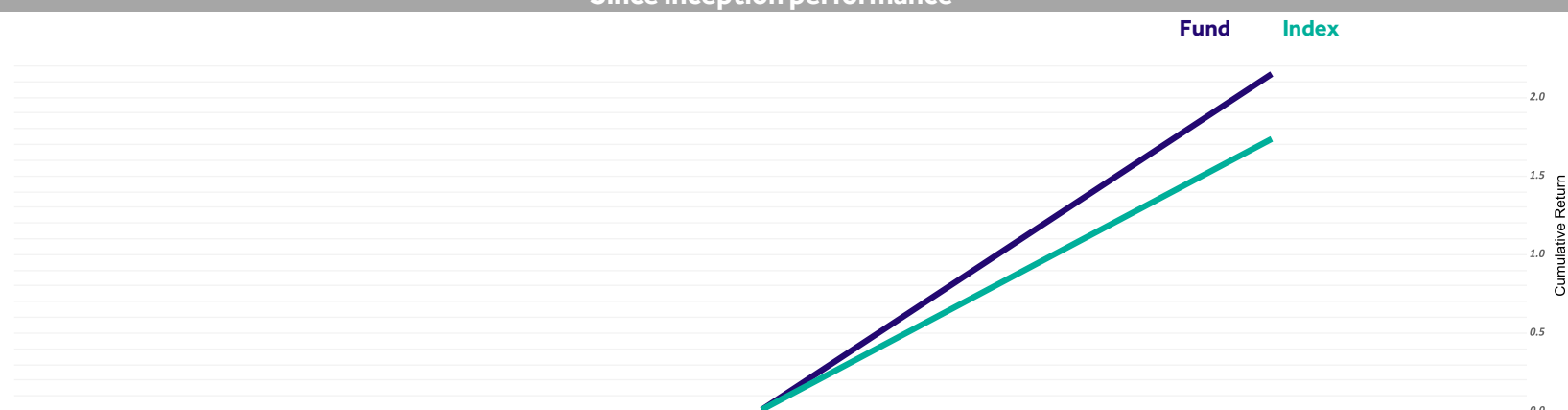
| Annualized Return | 1 Year | 3 Years | 5 Years | 10 Years | Since Inception |
|-------------------|--------|---------|---------|----------|-----------------|
| Fund | | | | | 1.97% |
| Benchmark | | | | | 1.58% |

| Cumulative Return | |
|-------------------|-------|
| Fund | 1.97% |
| Benchmark | 1.58% |

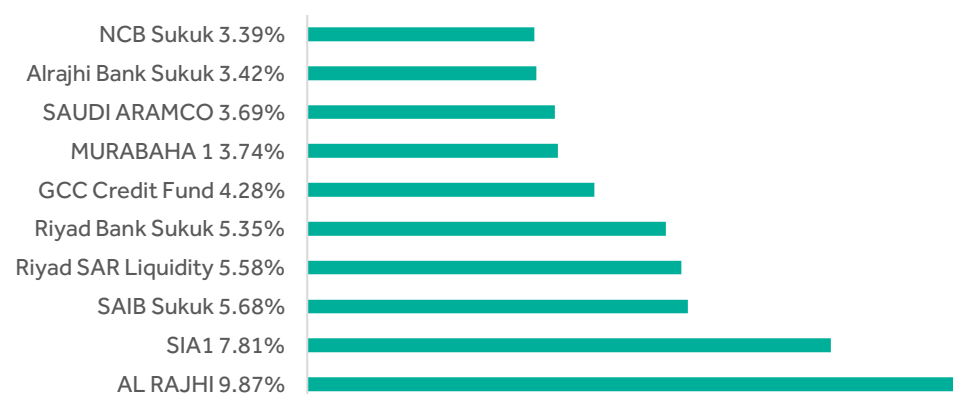
| Statistical Analysis | | | | | |
|----------------------|--------|---------|---------|----------|-----------------|
| | 1 Year | 3 Years | 5 Years | 10 Years | Since Inception |
| Excess Return | | | | | |
| Alpha | | | | | |
| Beta | | | | | |
| Standard Deviation | | | | | |
| Sharpe Ratio | | | | | |
| Information Ratio | | | | | |
| Tracking Error | | | | | |

| Dividends Distribution | | | | | | |
|------------------------|---------|--------|--------|--------|--------|--------|
| | Jan-25 | Feb-25 | Mar-25 | Apr-25 | May-25 | Jun-25 |
| Dividends | 0.05844 | | | | | |
| Per Unit | Jul-25 | Aug-25 | Sep-25 | Oct-25 | Nov-25 | Dec-25 |

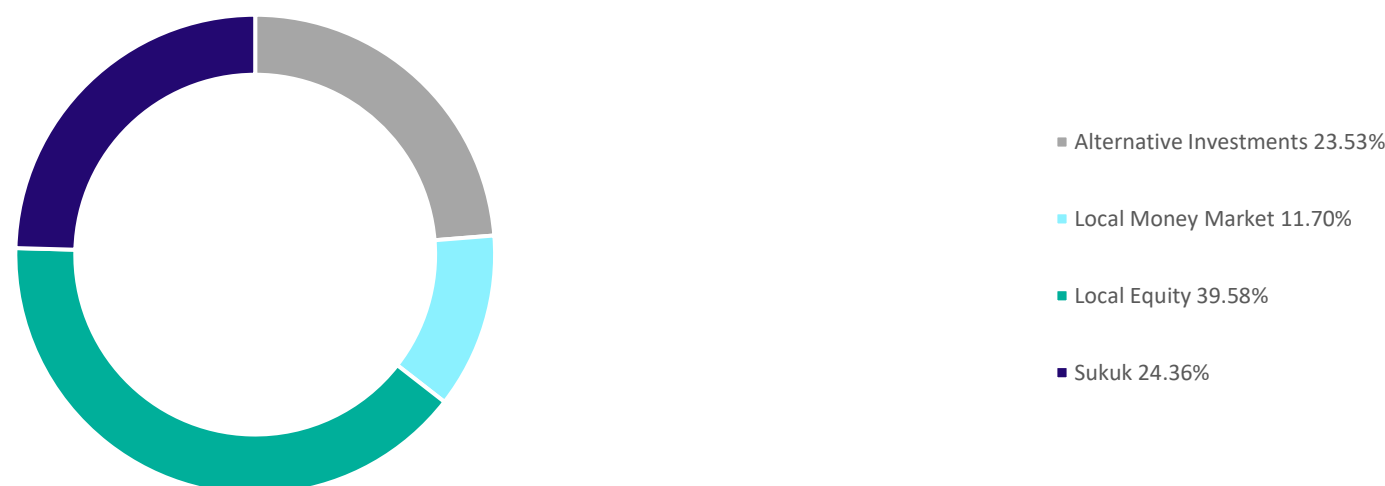
Since inception performance



Top Holdings



Assets allocation



GIPS Compliant

Riyad Capital claims compliance with the Global Investment Performance Standards (GIPS®). GIPS® is a registered trademark of CFA Institute. CFA Institute does not endorse or promote this organization, nor does it warrant the accuracy or quality of the content contained herein. The expense ratio includes admin fees, advertising fee, Audit fee, Custody fee, management fee, audit fee, Sama fees, Transaction fees, VAT fees, Tadawul fees. And ZAKAT.

Disclaimer

